

# College Enrollment Guide



## 5 Steps to Choose a College

---

- 1 Applications/Acceptance
- 2 Financial Aid
- 3 Options - Self Reflect
- 4 Options - Input from Network
- 5 Make your Choice

## 5 Steps to Enroll in College

---

- 1 Check Email
- 2 Documents to Submit
- 3 Attend Orientation
- 4 Register for Classes
- 5 Make Plans

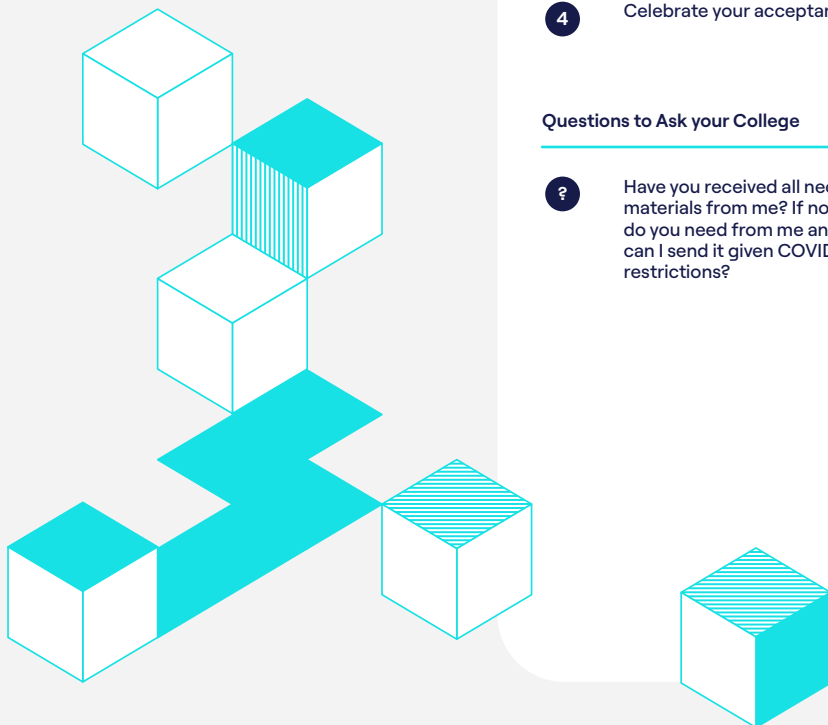
# Choose a College

→ Done by June 1

With COVID-19, the future may seem unclear. Here are five steps to keep you on track to college.

Already selected your college? Skip to page four for Steps to Enroll in College.

Not attending a 2- or 4-year college? Skip to the last page for more postsecondary resources.



Step

# 1

## Check Applications + Acceptances

Actions

- 1 Complete applications to all institutions you are interested in
- 2 Confirm all the applications are complete (check your mail, email regularly in case the school follows up to request additional documentation from you). You may need to call or email the admissions office.
- 3 Make sure all of your colleges are on your FAFSA
- 4 Celebrate your acceptances!

Questions to Ask your College

- ? Have you received all necessary materials from me? If not, what do you need from me and how can I send it given COVID-19 restrictions?

Step

# 2

## Financial Aid Comparison

Actions

- 1 Compare your financial aid offers from your colleges side by side using this [cost calculator](#). Determine which colleges are affordable to you based on your remaining cost.
- 2 We recommend you reach out to a trusted adviser, school counselor, or [ask us at OneGoal](#) to support you in analyzing your options!
- 3 [Advocate for more financial support](#)
- 4 If your financial situation has changed drastically, you can request a review from your college's financial aid office to ask for more assistance.
- 5 Apply for [scholarships!](#)

Questions to Ask your College

- ? My financial situation has changed significantly compared to my FAFSA information; what can I do to request more financial aid to help me attend your institution?

Tip: [FormSwift](#) can help you write to your college about financial aid.

# Choose a College

→ Done by June 1

Step

# 3

## Evaluate Options – Self Reflect

Reflect on your answers to the following implications from COVID-19:

- 1 How has this shifted my goals and aspirations?
- 2 What skills have I developed as a result of this time?
- 3 To what extent has this changed the criteria that is most important to me in selecting my postsecondary pathway? (finances, programs + majors offered, geography, size, etc.)

Research your colleges to answer the following questions:

- 1 Does this college make me feel excited? Many colleges offer virtual visits to help you see if you'd feel at home on campus!
- 2 Does this college offer a good match for the majority of criteria that is important to me? (i.e. graduation rate, major, size, distance from home, values)
- 3 Does this college support students like me? (i.e. review their COVID-19 response - does it honor and support students with their critical needs? Does their overall graduation rate match their underrepresented minority graduation rate?)

If you can answer and feel excited about your responses, then that college is likely to be a good fit!


Step

# 4

## Evaluate Options – Input from Network

Ask your Network of Support; Friends, Families and Trusted Advisors:

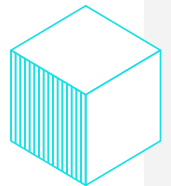
- 1 Do you see me thriving at this college?
- 2 What advice do you have for me as I make my choice?



Step

# 5

## Make your Choice & Celebrate



Actions

- 1 Let your college know you'll be attending! Often this requires a deposit or a formal confirmation on your school's portal through your account.  
**Tip:** You may be eligible for a deferral of your deposit. Use this [NACAC Form](#) to request a fee waiver.
- 2 Many institutions have adjusted their deadlines for when you need to commit, and/or their policies around enrollment deposits, like waiving them, because of COVID-19. Check [NACAC](#) for your college's latest updates.

Next Steps

## Begin working on Steps to Enroll in College


Next Page

# Enroll in College

→ Done by  
**Aug 31**

Congratulations on choosing a college. Now, take these five steps to ensure you enroll on time.

If you are still thinking about what college is a good fit, go back to page two, Steps to Choose a College.



Step

# 1

## Check Student Account + Email Regularly

Actions

- 1 Make sure you log into your online portal at least 3 times per week, especially with so many things changing often due to COVID-19, and check your email daily for communication from your college.
- 2 Follow up on any tasks they ask of you.

Step

# 2

## Complete + Submit Required Documentation

Actions

- 1 Complete [Loan Entrance Counseling](#) if you are taking out federal loans.
- 2 Submit required health documents (you may need to get immunizations, especially if you are living on campus, or you may be asked to submit a health insurance waiver)
- 3 Have your high school transcripts sent to your college - reach out to your high school counselor to send these.
- 4 If you have an IEP or 504 plan, decide if and how you'd like to submit documentation so that you can get the support you need, and have a legal right to, throughout college.



# Enroll in College

→ Done by **Aug 31**

Step

# 3

## Attend Orientation

Actions

- 1 Sign up for orientation - the sooner you attend, the sooner you can choose your classes and get the better classes, times, teachers, etc without the class being full! Because of COVID-19, orientation might be virtual so check your school's website for details.
- 2 **Prepare for your entrance exams** (if applicable)
- 3 Make a plan and a backup plan for transportation to/from your orientation, or reliable internet and computer access if it will be remote.

Step

# 4

## Register for Classes

Actions

- 1 Registration often happens at orientation and after you have completed your entrance exams, so make sure you do that early!
- 2 Work with your advisor to determine what classes are best to take your first semester. Be mindful of when you are at your best (i.e. don't take early morning classes if you know you will be late or groggy) and what will be required for graduation. And try not to overdo it your first semester - give yourself grace to ease into your new schedule!

Step

# 5

## Make a Plan

Actions

- 1 Make a plan for your first week, month, and semester of school

Questions to Ask Yourself

- + How will I get to/from school or how will I make sure I have reliable internet and a device for online classes? What is my backup plan if Plan A falls through?
- + How will I manage my time?
- + Who can I turn to for academic support? For emotional support? For financial support?
- + Why does going to college and completing my degree matter to me?
- + How will I care for myself as I transition into my new life as a college student?



# Resources

---

## Ask OneGoal for Support

<https://www.onegoalgraduation.org/contact/>

<https://www.onegoalgraduation.org/year-3-resources/>

---

## College Cost Calculator

<https://www.mefa.org/college-cost-calculator/>

---

## Advocate for More Financial Support

[https://www.onegoalgraduation.org/wp-content/uploads/2020/04/OneGoal\\_Advocate-for-Financial-Support.pdf](https://www.onegoalgraduation.org/wp-content/uploads/2020/04/OneGoal_Advocate-for-Financial-Support.pdf)

---

## Apply for Scholarships

<https://www.collegegreenlight.com/>

---

## Check NACAC for your College's Latest Updates

<https://www.nacacnet.org/news--publications/Research/pulse-on-college-admission-may-june-2021/>

---

## SAT and ACT Updates

<https://collegereadiness.collegeboard.org/sat>

<https://www.act.org/>

---

## Prepare for Entrance Exams

<https://www.khanacademy.org/>

<https://www.uccs.edu/Documents/fye/Test%20Taking%20Strategies.pdf>

<https://www.acs-schools.com/future-focus-blog/how-can-mindfulness-combat-exam-stress>

---

## Virtual College Tours

<https://www.youvisit.com/collegesearch/>

<https://www.campustours.com/>

<http://www.ecampustours.com/>

<https://www.youniversitytv.com/category/college/>

---

## Loan Entrance Counseling - Federal Loans

<https://studentaid.gov/>

[https://www.onegoalgraduation.org/wp-content/uploads/2020/04/OneGoal\\_Loan-Entrance-Counseling.pdf](https://www.onegoalgraduation.org/wp-content/uploads/2020/04/OneGoal_Loan-Entrance-Counseling.pdf)

Let's Stay  
Connected ↘



[onegoalgraduation.org](https://onegoalgraduation.org)