

The PSAT™ 8/9

What the PSAT 8/9 Measures

The PSAT 8/9 measures the skills and knowledge (at the level of content and skill appropriate for eighth and ninth grades) that research shows are the most important for success in college and career. The Reading Test measures comprehension and reasoning skills and focuses on close reading of passages in a wide array of subject areas. The Writing and Language Test measures a range of skills, including command of evidence, expression of ideas, and the use of standard English conventions in grammar and punctuation. The Math Test covers a range of math practices, with an emphasis on problem solving, modeling, using tools strategically, and using algebraic structure.

How the PSAT 8/9 Is Scored

Students receive a total score that is the sum of their scores on the two sections (the Evidence-Based Reading and Writing section and the Math section).

To calculate section scores, we first compute the student's raw score—the number of questions correctly answered—for each section. Nothing is deducted for incorrect answers or for unanswered questions.

Next, we convert the raw Reading Test score and the raw Writing and Language Test score to scaled test scores of 6–36. Then, we combine these to produce a scaled Evidence-Based Reading and Writing section score of 120–720. We also combine the raw Math Test scores and convert them to a scaled Math section score of 120–720. This conversion process adjusts for slight differences in difficulty among versions of the test and provides a score that is consistent across different versions. The scaled scores are the scores provided on score reports.

Total Scores

The total score is the sum of the two section scores; its range is 240–1440.

Section Scores

Your students receive scores in the range of 120–720 for each of the sections. The Evidence-Based Reading and Writing section score combines the scores for the Reading Test and the Writing and Language Test. The Math section score is derived from the Math Test score, including the calculator and no-calculator portions.

Test Scores

The range for the following test scores is 6–36:

- Reading
- Writing and Language
- Math

Cross-Test Scores

The range for cross-test scores is also 6–36. These scores represent student performance on select questions across the three tests and show a student's strengths in the following domains:

- Analysis in History/Social Studies
- Analysis in Science

Subscores

Subscores in the range of 1–15 offer feedback on student performance in the following skill areas:

- Command of Evidence
- Words in Context
- Expression of Ideas
- Standard English Conventions
- Heart of Algebra
- Problem Solving and Data Analysis

TUTORIAL

Understanding 2022 PSAT™ 8/9 Results

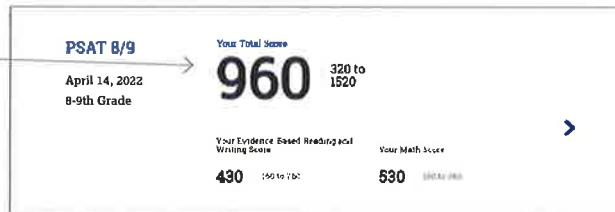
Access the student score report and discover next steps.

Viewing the Score Report

Students who are 13 years old or over may log in to their College Board account or create one at studentscores.collegeboard.org. A dashboard will show their most recent scores.

Total Score

Selecting the arrow next to the score leads to their detailed score report.



Dashboard

Section Scores

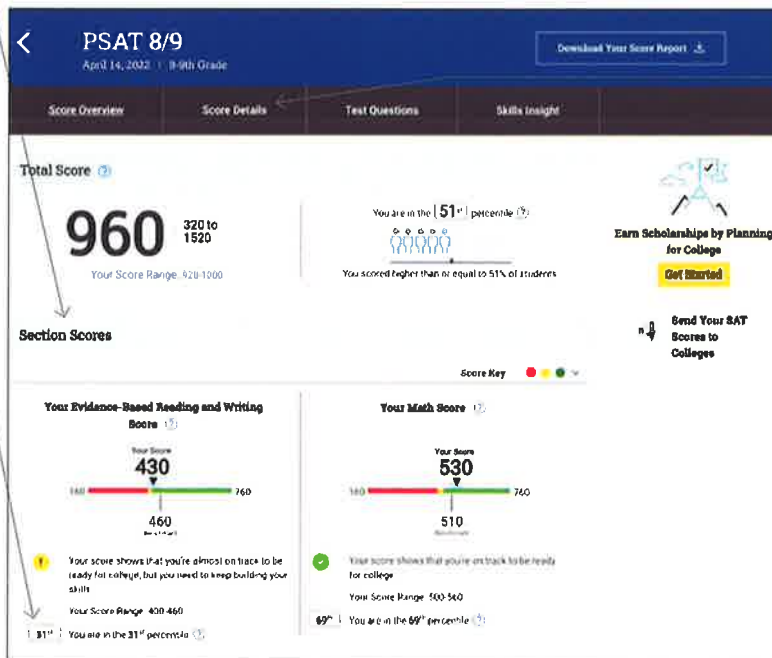
This student's Evidence-Based Reading and Writing score is 430, and their Math score is 530. In Evidence-Based Reading and Writing, the student's score is approaching the benchmark, but they are not quite on track for college readiness.

In Math, however, they are exceeding the benchmark and are on track.

Percentiles

This student scored as well as or better in Evidence-Based Reading and Writing than 31% of a nationally representative group of eighth- or ninth-graders, depending on the student's grade.

In Math, they scored as well as or better than 69% of a nationally representative group of eighth- or ninth-graders, depending on the student's grade.



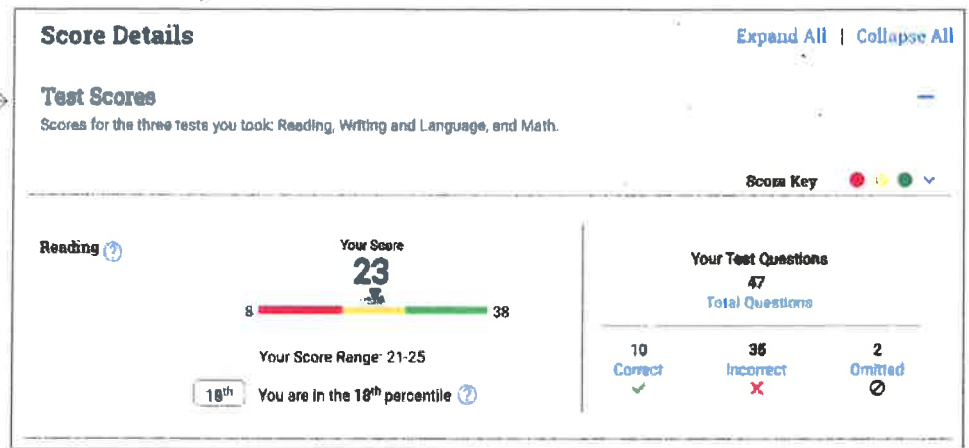
Score Overview

Score Details

Selecting Score Details takes the student to more information about test scores and subscores.

Test Scores

Test scores range from 8 to 38. This student scored a 23 and is in the yellow on the Reading Test, indicating they are below the average student performance of those who met the benchmark by one year or less.



Test Scores

Next Steps for Students and Parents:

View a video walkthrough of the score report: <https://www.youtube.com/watch?v=CbpWQFVmu-A>

Learn more about understanding and using scores: <https://collegereadiness.collegeboard.org/psat-8-9/scores>

The PSAT 8/9 Helps Your Child Start the Journey to College



The PSAT[™] 8/9 is an assessment designed for ninth-grade students and focuses on what evidence shows matters most to ensure students are on track for college and career success.

PSAT 8/9 scores help guide your child's academic progress and provide an early indication of college readiness. **The test results help students:**

Recognize Strengths

Data from the PSAT 8/9 may provide insight into your child's strengths and what skills they should acquire. Your child receives detailed score reports in their online student score account.

Visit account.collegeboard.org.

Choose High School Courses

Knowing their strengths and what skills they should acquire can help you and your child choose the right classes as they progress through high school. Data from the PSAT 8/9 may help determine whether they're ready for college-level Advanced Placement[®] (AP[®]) courses starting their sophomore year.

Learn About Opportunities

You and your child can start receiving information to help plan for college. The College Board's college planning website, BigFuture[™], helps students find and apply to colleges and guides them toward resources that can help them pay for college. Learn more at bigfuture.org.

For more information about how the PSAT 8/9 can help you and your child plan for their future, visit psat.org/8-9.