



Canvas 101

FOR PARENTS/ GUARDIANS

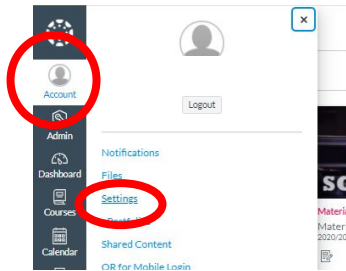
What is Canvas?

Canvas is the learning platform used by all FHS students. Canvas allows students to interact during classes, actively engage in assignments, take quizzes, collaborate with peers, communicate with teachers, and more.

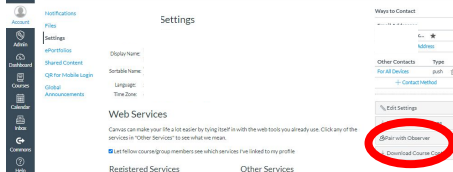
Step 1

Get the Pairing Code from your student's Canvas account

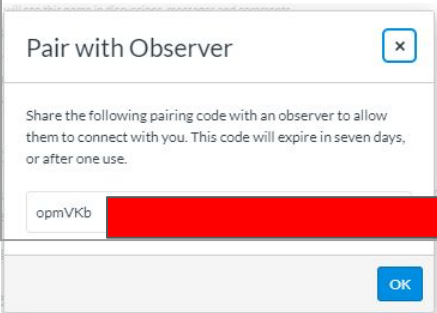
1. Have child log into Canvas.
2. Click on Account and then Settings



3. Click Pair with Observer



4. Code for Observer is good for 24 hours: one time use

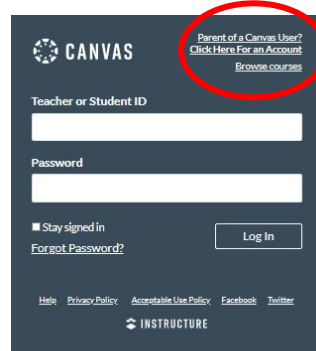


Step 2

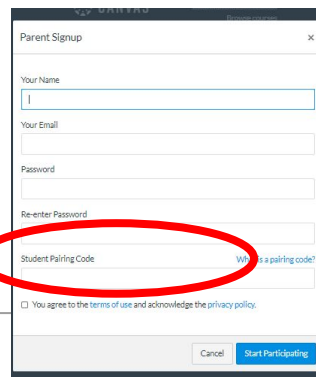
Use the Pairing Code to create your Canvas Parent Account

1. Open Canvas at the following URL riverbendschools.instructure.com

2. Click on Parent of a Canvas User



3. Create Parent Canvas Account



Step 3


Using your Canvas Parent Account

Click Links Below for Additional Video Resources



PARENT

[Account Registration & Pairing Video](#)



[Canvas Overview](#)